

# Church Life Profile

Gordon Parish

The people of this local church...

## Most VALUE:



Traditional style of worship or music

80%



Sharing in Holy Communion/the Eucharist/Lord's Supper

67%



Praying for one another

21%



Sermons, preaching or Bible teaching

20%

## Want to give ATTENTION to:



Building a sense of community

37%



Ministry to children and youth

31%



Spiritual growth (e.g. direction)

27%



Worship services that are nurturing

24%

*Note: Attenders could select up to three options so percentages may not add up to 100%.*

in 2016 - Gordon (ANS264, 128 forms)

# The People of This Church



## DEMOGRAPHIC PROFILE



**58%** of all people are female and **42%** are male

**50%** of all people have a university degree



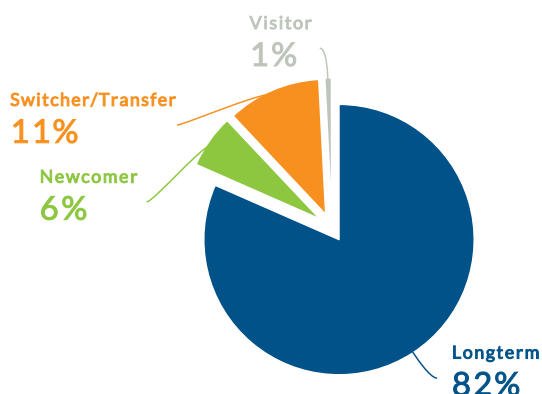
**17%** have a trade certificate, diploma or associate diploma



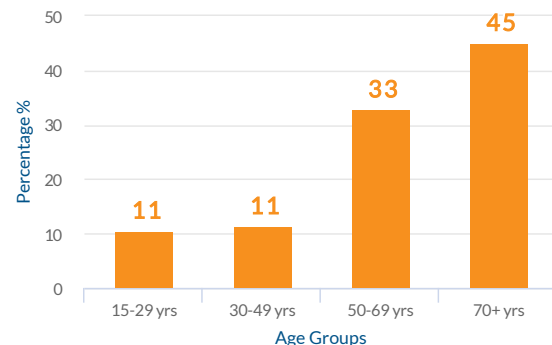
**33%** have primary or secondary school education



## CHURCH BACKGROUND and ATTENDANCE



The AVERAGE AGE of people is **63** years



**71%** of all people were born in AUSTRALIA

**29%** were born overseas



**17%** speak a language other than ENGLISH at home



**19%** of attenders here are new arrivals to this church in the past five years.

**97%** attend church worship service at least monthly



Estimated CHURCH ATTENDANCE:

N/A in 2011

N/A in 2016

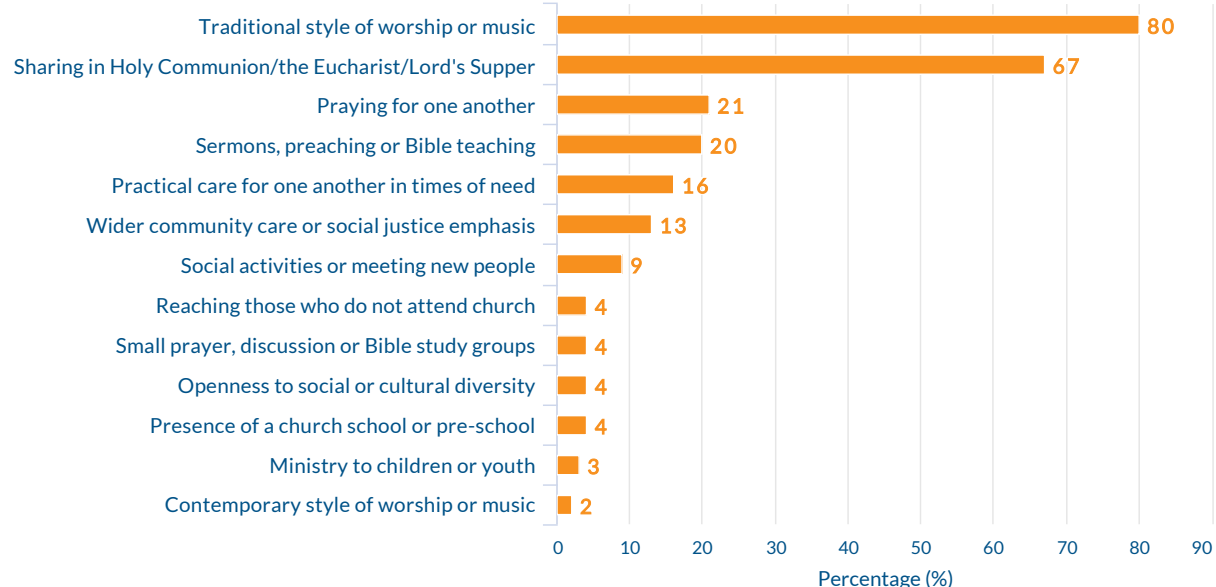
in 2016 - Gordon (ANS264, 128 forms)

# What People Value and Prioritise



## WHAT PEOPLE VALUE ABOUT THIS CHURCH

Attendees of this church most value 'Traditional style of worship or music' and 'Sharing in Holy Communion/the Eucharist/Lord's Supper'



## FUTURE PRIORITIES

Over the next 12 months most attendees would like priority given to: 'Building a sense of community' and 'Ministry to children and youth'.



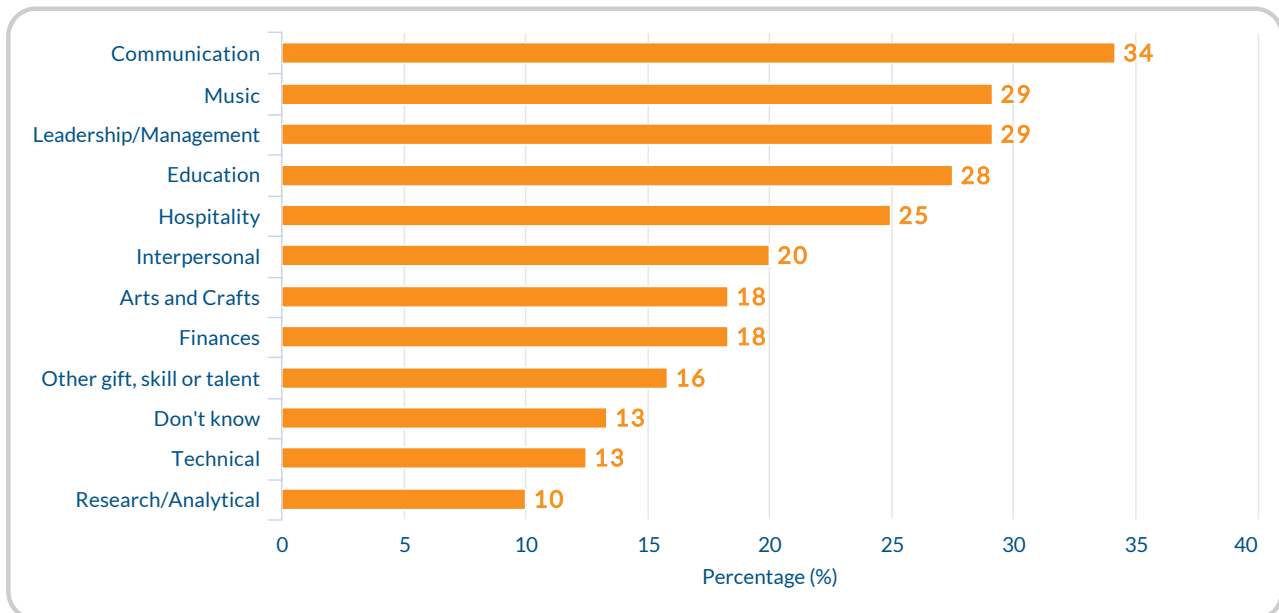
in 2016 - Gordon (ANS264, 128 forms)

# People's Gifts and Skills

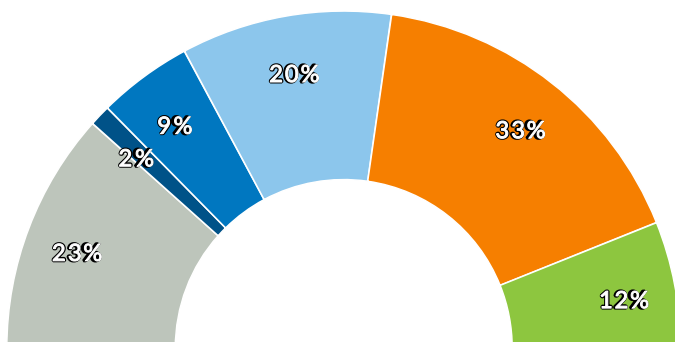


## USE OF GIFTS and SKILLS

Attendees most commonly identified their gifts or skills as "Communication: write, edit, speak" and "Music: play, sing, write music"

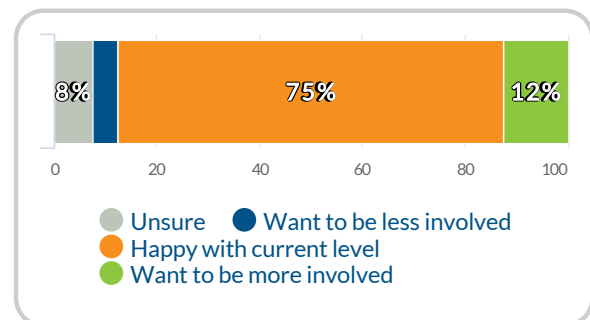


**45%** of attendees agree that their GIFTS, SKILLS AND TALENTS ARE BEING USED WELL at this church



Don't Know   Strongly Disagree   Disagree  
 Neutral/Unsure   Agree   Strongly Agree

**12%** want to be MORE INVOLVED at church



Unsure   Want to be less involved  
 Happy with current level  
 Want to be more involved

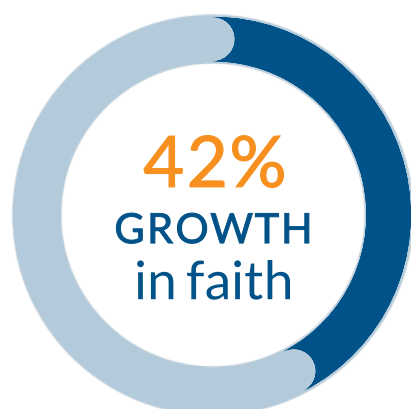
in 2016 - Gordon (ANS264, 128 forms)

# How People Relate to God

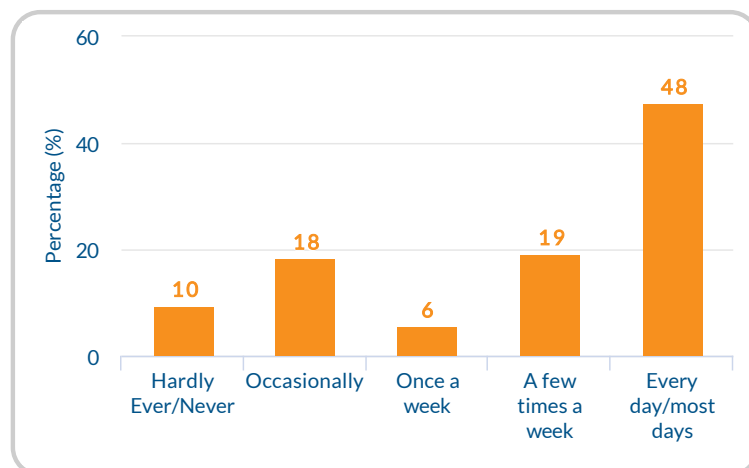


## PERSONAL FAITH

**42%** of attenders said that they had experienced much **GROWTH IN FAITH** in the previous 12 months



**48%** spend time in **PRAYER, BIBLE READING, MEDITATION** everyday or most days



## IMPORTANCE of GOD in people's lives:

"God is more important to me than almost anything else" **37%**

"God is the most important reality in my life" **41%**



## CHURCH WORSHIP SERVICES

During church worship services here, attenders always or usually experience:

**MUSIC**  
they appreciate



**GROWTH**  
in understanding of God



Being challenged to  
**TAKE ACTION**



in 2016 - Gordon (ANS264, 128 forms)

# How People Relate to Each Other



## BELONGING and INVOLVEMENT



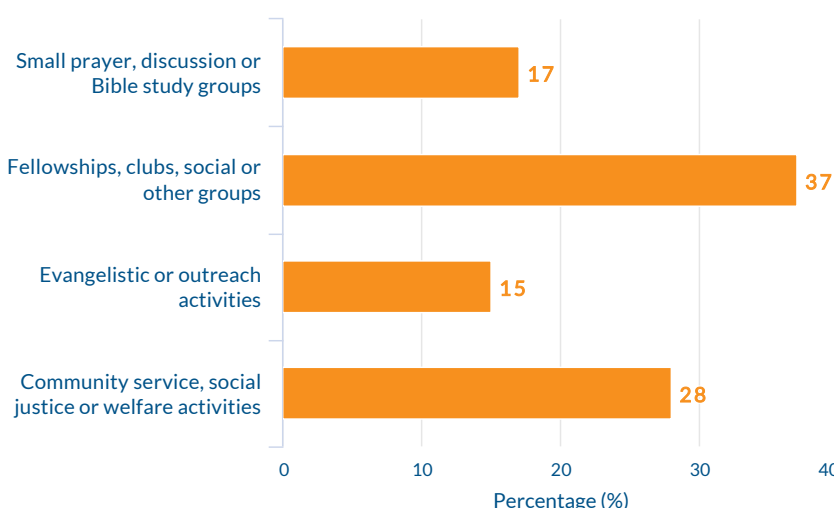
**90%** of people have a strong sense of belonging to this church



**79%** found it easy to make friends within this local church



People of this church are involved in various church groups



## SATISFACTION with CHURCH ACTIVITIES

People shared how satisfied they are with what is offered by this church:

For their own age

**67%**

For children aged under 12 years

**33%**

For youth aged 12 to 18 years

**25%**



**SATISFIED**

in 2016 - Gordon (ANS264, 128 forms)



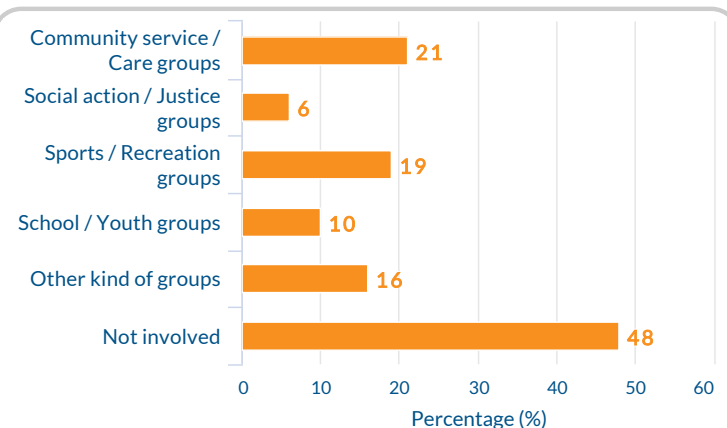
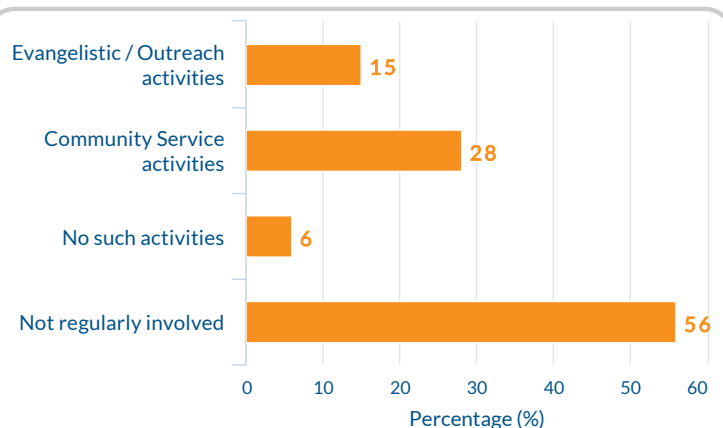
# How People Relate to the Wider Community



## INVOLVEMENT IN GROUPS

**38%** of people reach out to the wider community through activities of this local church

**52%** of people participate in wider community groups



*Note: Attenders could choose more than one option, so percentages will not add to 100%*



## WORDS and ACTIONS

**10%** feel at ease TALKING ABOUT FAITH with others and look for opportunities to do so



**33%** INVITED friends and relatives to a church service in this last year



Attenders have made OFFERS OF HELP to others in a range of informal ways →

### Informal action in last 12 months %

Donated money to a charitable organisation	77
Visited someone in hospital	50
Helped someone through a personal crisis (not sickness)	47
Lent or gave money to someone outside your family	40
Given some of your possessions to someone in need	32
Cared for someone who was very sick	26
Contacted a parliamentarian/councillor on a public issue	21
Tried to stop someone abusing alcohol or drugs	12

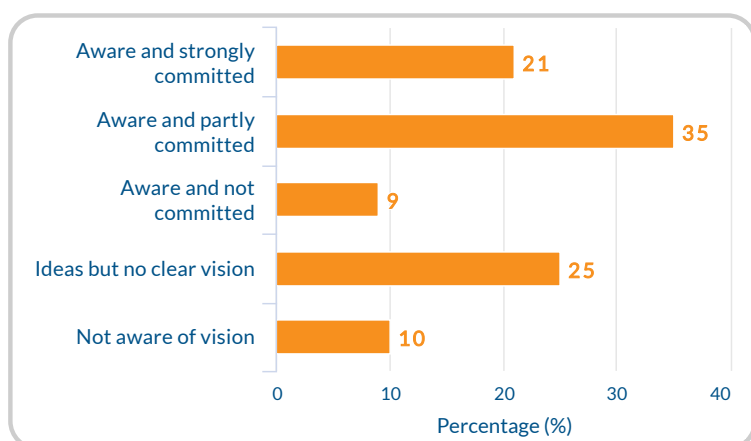
in 2016 - Gordon (ANS264, 128 forms)

# Vision, Innovation and Leadership Culture



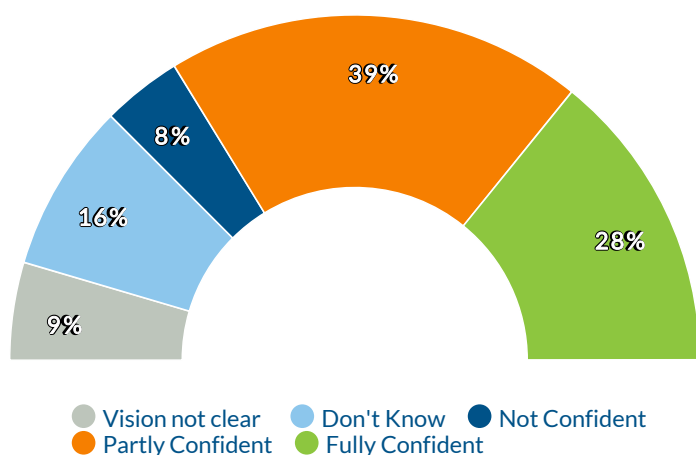
## VISION and INNOVATION

**21%** of people are both aware of and strongly COMMITTED TO THE VISION and goals or directions for this church

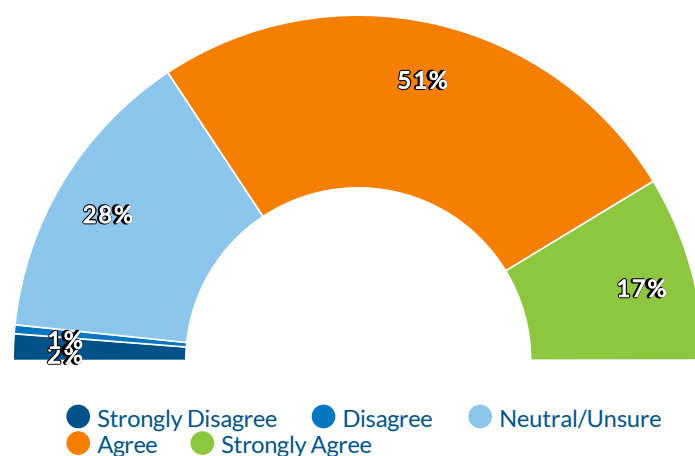


## LEADERSHIP CULTURE

**28%** are fully confident that this church CAN ACHIEVE THE VISION, goals or directions set



**69%** agree that they would SUPPORT the development of new initiatives in the ministry and mission of this church



**42%** agree that this church is always ready to try SOMETHING NEW

**48%** of attenders perform a LEADERSHIP OR MINISTRY ROLE

**64%** agree that this church has good and CLEAR SYSTEMS for how it operates

### Attenders agree:

**40%** Leaders encourage me to find and use my gifts and skills to a great or some extent

**63%** Leaders take into account ideas of people here to a great or some extent

**49%** Leaders here inspire me to action

in 2016 - Gordon (ANS264, 128 forms)